



metroSTOR P-Series Bin Storage Housings (140L - 360L Capacity)

metroSTOR PBL Bin Storage Housings are developed for the function of co-located waste and recycling facilities. Enclosing 140L – 360L wheeled bins, the platform is often employed in conjunction with the larger metroSTOR PBM Bin Storage Housings.

Easily accessible with clear signage and a strong visual message from colour coded graphics, the system makes it easier for residents to identify the correct bin for their recyclables, while door apertures for specific waste streams restrict the items that can be placed in them.

Highlighting positive impact, our Bin Storage Housings help deliver environmental improvements by reducing side waste and fly tipping. Aside

from the unsightly visual impact, side waste presents an environmental health hazard, while it is also costly to remove and can become a potential trigger for arson and other forms of vandalism.

The aspect of fire risk is further reduced by securing the bin container at a safe distance from dwellings, benefitting security and ease of access with outdoor locations that are often within line of sight of the respective residential area. The option for fire-resistant wall and liner systems is likewise beneficial, while aesthetically pleasing green roof designs further deliver on environmental benefits.

Touch Free

Bins are stored in an open position allowing touch free deposit of rubbish/recycling through the open apertures



Waste Stream Control

Front-load enclosure design with signage specific recycling and apertures

All-Steel Construction

Welded frame assemblies, tough multi-stage color coating

Varying Capacities

Designed to accommodate 2 wheeled bin containers with capacities from 140L to 360L

Product Capacity & Dimensions

PBL 140L - 240L



Model	Capacity	Depth (mm)	Width (mm)	Height (mm)	Access
PBL 1	1x 140L-240L	900	760	1490	1 Door
PBL 2	2x 140L-240L	900	1380	1490	2 Doors
PBL 3	3x 140L-240L	900	2040	1490	3 Doors
PBL 4	4x 140L-240L	900	2660	1490	4 Doors
PBL 5	5x 140L-240L	900	3320	1490	5 Doors
PBL 6	6x 140L-240L	900	3940	1490	6 Doors

PBLN 140L




Model	Capacity	Depth (mm)	Width (mm)	Height (mm)	Access
PBLN 1	1x 140L	800	670	1500	1 Door
PBLN 2	2x 140L	800	1190	1500	2 Doors
PBLN 3	3x 140L	800	1750	1500	3 Doors
PBLN 4	4x 140L	800	2280	1500	4 Doors
PBLN 5	5x 140L	800	2840	1500	5 Doors
PBLN 6	6x 140L	800	3370	1500	6 Doors

PBLX 240L - 360L



Model	Capacity	Depth (mm)	Width (mm)	Height (mm)	Access
PBLX 1	1x 240L-360L	1060	760	1490	1 Door
PBLX 2	2x 240L-360L	1060	1380	1490	2 Doors
PBLX 3	3x 240L-360L	1060	2040	1490	3 Doors
PBLX 4	4x 240L-360L	1060	2660	1490	4 Doors
PBLX 5	5x 240L-360L	1060	3320	1490	5 Doors
PBLX 6	6x 240L-360L	1060	3940	1490	6 Doors

Apertures



Solid Door
No Aperture

Large Bag

Individual Item—Slot

Individual Item—Hole


Individual Item—Mixed

Small Bag

WEE Equipment
Recycling

Blanking Plate

Locking Systems



Latch + Battery Code
Lock

Latch + Eurocylinder
Lock

Slam Latch +
Eurocylinder Lock

Slam Latch + Triangle
Key Lock

Latch Only

Slide Bolt + Padlock

Cladding & Finish Examples



Firenze
Anthracite Grey
/ FR

Firenze Nordic
Night Black
/ FR

Firenze Leaf
Green / FR

Firenze Colour
Powder Coat / FR

Firenze Colour
Powder Coat

ForestPanel SW
Slat Colour

ForestPanel SW
Slat / FR

ForestPanel
SW TGV / FR

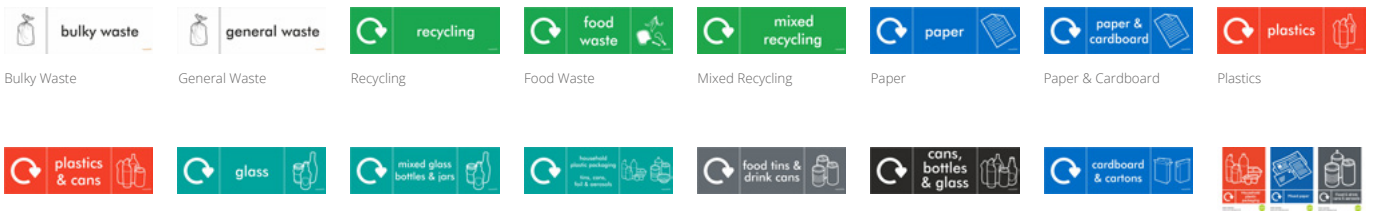
Firenze Freestyle
Surface Design

Firenze Freestyle
Surface Design FR
Wrap

Firenze Design
Wrap

Firenze Design
Wrap Illustration

Waste and Recycling Stream Signage Option Examples



Bulky Waste

General Waste

Recycling

Food Waste

Mixed Recycling

Paper

Paper & Cardboard

Plastics

Plastic & Cans

Glass

Mixed Glass,
Bottles
& Jars

Household Plastic
Packaging

Food Tins & Drink Cans

Cans, Bottles & Glass

Cardboard & Cartons

Example Bespoke
Signage

